

2023-2024 ACADEMIC YEAR

AP[®] Exam Results

Updated July 16, 2024

The results are in for the Advanced Placement[®] exams...

...and HSLDA Online Academy’s AP[®] students have done *exceptionally well*. What do we mean by this? Answering this question is what this report is all about.

The scores reported on the following pages are from students who completed a course with HSLDA Online Academy during this past academic year and took the corresponding College Board Advanced Placement[®] (AP[®]) exam in May 2024.

In the pages below, you will find streamlined content—newly revised and updated—highlighting the results of our students’ hard work and preparation through charts and graphs. You will see average exam scores, pass rates, and score distributions. You will also be able to compare HSLDA Online Academy student performance in each subject with the performance of students worldwide.

Congratulations, HSLDA Online Academy students, on your hard work!

Report Contents

About the AP [®] Exam Results Report	2
About AP [®] Exam Scoring	2
HSLDA Online Academy Score Summary	3
Score Distributions by Course	4
Comparison to Global AP [®] Exam Results	5

AP[®] and Advanced Placement[®] are trademarks registered and/or owned by the College Board, which was not involved in the production of, and does not endorse, this product.

About the AP[®] Exam Results

Advanced Placement[®], or AP[®], courses are certified by College Board[®], an American nonprofit education organization. AP[®] courses are college-level courses for high school students. Each AP[®] course has a matching AP[®] exam which students can take in May. Scoring highly on the College Board's AP[®] exams can qualify students to receive college credit or advanced placement when beginning their undergraduate studies, putting students ahead in college and beyond. That's an achievement to celebrate.

The great majority of the scores in this report are from the College Board's AP[®] Subject Score Roster for Online Providers. The Subject Score Roster displays scores for each exam taken by HSLDA Online Academy students who identified HSLDA Online Academy as their online provider. A handful of the scores were reported to us by individual students.

On an as-needed basis, HSLDA Online Academy may revise this report to reflect new scores we receive from students or new College Board data. (Please see the first page for the date this report was last published.)

If you have any questions about the information in this report, please contact the Academy office at 540-338-8290 or at academy@hslida.org.

About AP[®] Exam Scoring

Advanced Placement[®] exams are scored on a scale of 1 to 5, indicating whether the student is qualified in the exam's subject and recommended to receive college credit or advanced placement.

- | | |
|---|--------------------------|
| 5 | Extremely well qualified |
| 4 | Well qualified |
| 3 | Qualified |
| 2 | Possibly qualified |
| 1 | No recommendation |

Typically, a score of 3 or higher is considered a passing score. However, the AP[®] credit policy of each individual college or university determines the credit value of a particular score at that college or university (see <https://apstudent.collegeboard.org/creditandplacement>).

AP[®] and Advanced Placement[®] are trademarks registered and/or owned by the College Board, which was not involved in the production of, and does not endorse, this product.

For more information about how AP[®] exams are scored, please see the College Board's website:
<https://apscore.collegeboard.org/scores/about-ap-scores>.

If you studied with HSLDA Online Academy during the past academic year and took one or more AP[®] exams in May, but believe we may not have received your score(s), please email the HSLDA Online Academy office at academy@hslida.org.

Thank you!

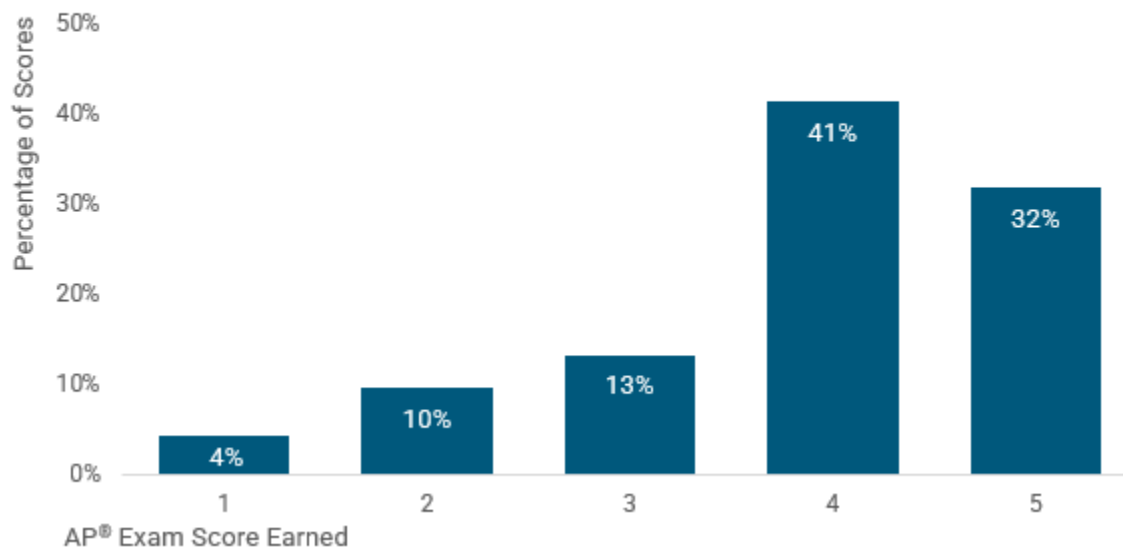
HSLDA Online Academy Score Summary

167 total AP[®] exam scores were reported for HSLDA Online Academy students.

Out of the reported scores, over 86% scored a 3 or higher.

Overall HSLDA Online Academy Score Distribution

All reported scores for May 2024 AP[®] Exams



AP[®] and Advanced Placement[®] are trademarks registered and/or owned by the College Board, which was not involved in the production of, and does not endorse, this product.

Score Distributions by Course

Students who score a 3 or above (out of 5) may receive college credit or course waivers from colleges and universities. The specific credit given for qualifying AP® exam scores is up to each college or university. Contact the college or university to find out what their AP® exam policies are.

The below table represents the average course score for Academy students, the percentage of 3+ scores in each course, and the percentage of students who reported their scores*.

Course Name	HSLDA Online Academy	Percent Passing (3 or above)	Percentage of Class Reporting
AP® Calculus AB	4.05	84%	73%
AP® English Language & Composition	3.33	73%	75%
AP® English Literature & Composition	4.25	100%	77%
AP® European History	4.08	100%	75%
AP® Macroeconomics	3.67	75%	67%
AP® Microeconomics	3.63	81%	62%
AP® U.S. Government & Politics	4.40	95%	69%
AP® U.S. History	4.21	100%	64%
AP® World History	3.79	86%	48%

*The average of courses with low reporting percentages may not be reflective of the whole class.

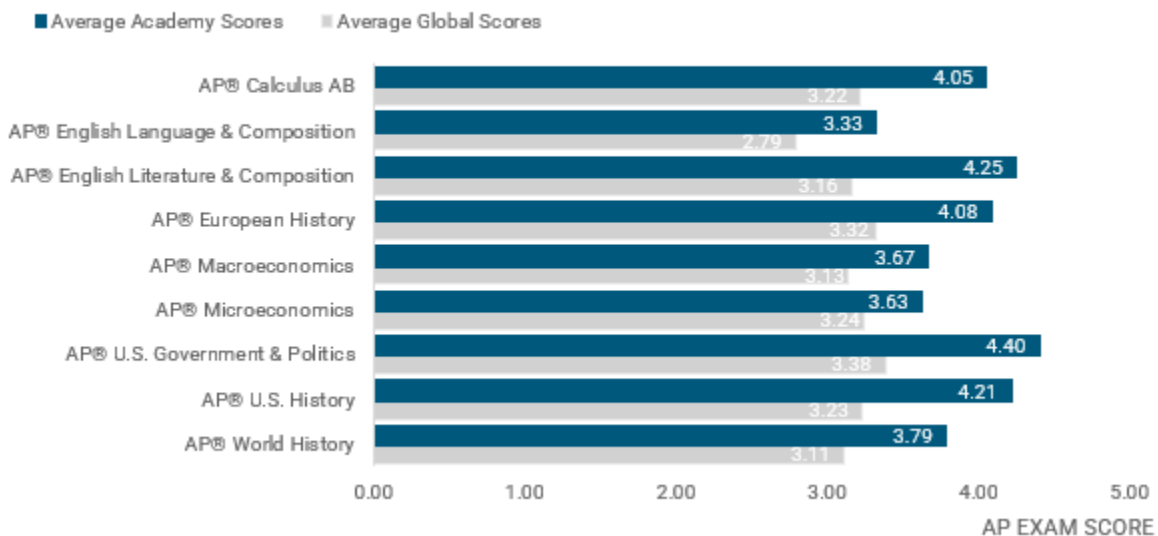
HSLDA Online Academy Compared to Other Schools

College Board® releases the global AP® exam results each year, allowing academic programs to compare their students' scores with the overall average of exam results. We use this data to evaluate our curriculum and ensure our students are well prepared for the college-level content.

The average HSLDA Online Academy 2024 AP® Exam student score:

3.87 out of 5.

Academy Scores versus Global Scores



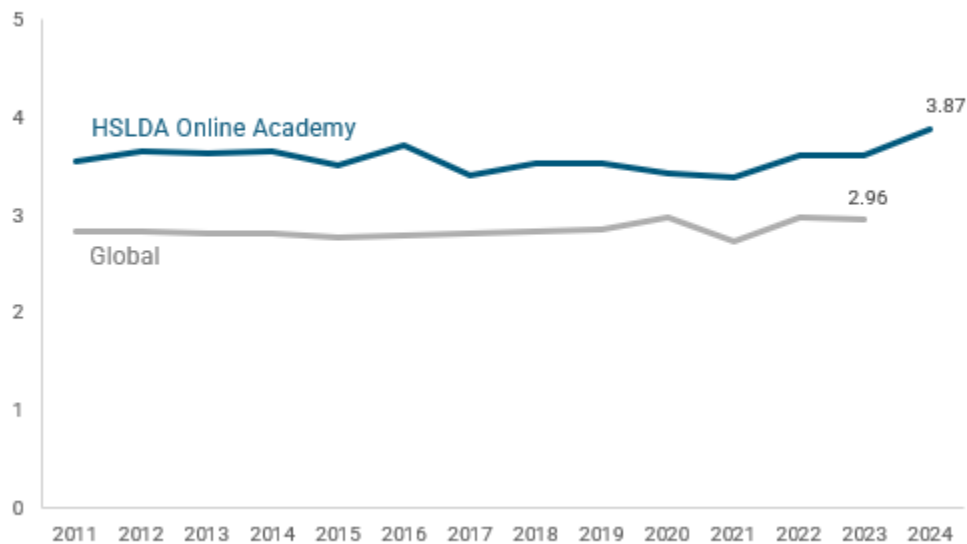
For a more detailed chart of score comparisons, please see Appendix A. For more information about global score distributions, you may visit the [College Board's AP Data website](#).

AP® and Advanced Placement® are trademarks registered and/or owned by the College Board, which was not involved in the production of, and does not endorse, this product.

HSLDA Online Academy Historical Results

Historical data can provide valuable insight into a program’s academic consistency. The chart below demonstrates HSLDA Online Academy students’ average AP® exam scores compared to the global average between the years 2011 and 2023*.

Average Exam Scores over Time



*At the time this report was written, the official average global score for the 2024 AP® Exams was not yet published.

Interested in an AP® Course?

A three-credit college course costs on average \$1,431 ([source](#)). An HSLDA Online Academy AP® course costs \$749. More than that, however, our courses are taught from a Biblical perspective by Christian instructors who love the content, are passionate about teaching, and understand how to provide students the tools they need to prepare for the AP® exams. Our curriculum is specifically designed, not just to prepare students for exams, but to provide a high-level, valuable learning experience encouraging students to understand the material from a Biblical perspective.

[Registration](#) for our 9 AP® courses is open from March through August each year.

AP® and Advanced Placement® are trademarks registered and/or owned by the College Board, which was not involved in the production of, and does not endorse, this product.

Appendix A

This chart contains detailed score breakdowns for our program, compared with global averages.

Overall Score Comparison

Course Name		Total Scores	Mean Score	Pass (3+)	Score of 5	Score of 4	Score of 3	Score of 2	Score of 1
AP® Calculus AB	Academy	19	4.05	84%	42%	37%	5%	16%	0%
	Global	278,686	3.22	64%	21%	28%	15%	23%	13%
AP® English Language & Composition	Academy	40	3.33	73%	18%	38%	18%	15%	13%
	Global	597,478	2.79	55%	10%	21%	23%	29%	17%
AP® English Literature & Composition	Academy	20	4.25	100%	45%	35%	20%	0%	0%
	Global	389,325	3.16	72%	14%	27%	32%	16%	11%
AP® European History	Academy	12	4.08	100%	17%	75%	8%	0%	0%
	Global	83,280	3.32	72%	13%	33%	25%	21%	8%
AP® Macroeconomics	Academy	12	3.67	75%	25%	42%	8%	25%	0%
	Global	160,786	3.13	65%	21%	21%	24%	21%	14%
AP® Microeconomics	Academy	16	3.63	81%	31%	25%	25%	13%	6%
	Global	103,890	3.24	68%	23%	24%	21%	19%	13%
AP® U.S. Government & Politics	Academy	20	4.40	95%	50%	45%	0%	5%	0%
	Global	350,289	3.38	73%	24%	25%	24%	18%	9%
AP® U.S. History	Academy	14	4.21	100%	43%	36%	21%	0%	0%
	Global	488,812	3.23	72%	13%	33%	26%	19%	8%
AP® World History	Academy	14	3.79	86%	21%	57%	7%	7%	7%
	Global	379,528	3.11	64%	12%	32%	20%	27%	9%

AP® and Advanced Placement® are trademarks registered and/or owned by the College Board, which was not involved in the production of, and does not endorse, this product.